



## 3 and 4 pin PC case fan wiring diagrams

Please note that the cable colouring varies from fan to fan and those shown below are examples only, and that both ends of the connectors are shown.

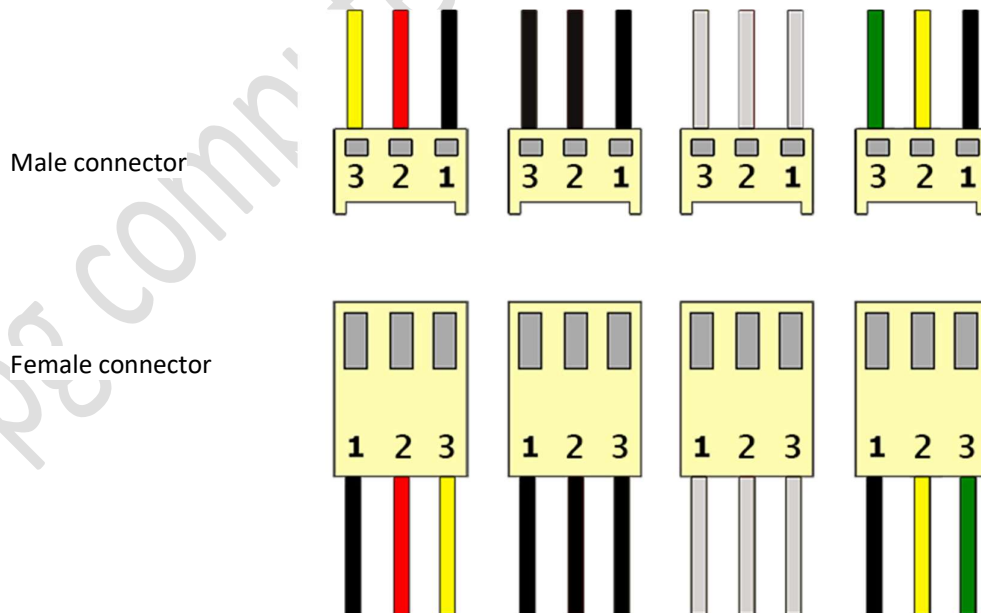
### 3 pin Female connector and crimps



### 3 Pin Male connector and crimps




### 3 pin wiring diagram




Pin	Name	Colour	Colour	Colour	Colour
1	Ground	Black	Black	Grey	Black
2	+12v	Red	Black	Grey	Yellow
3	Tach/Signal/Sense	Yellow	Black	Grey	Green

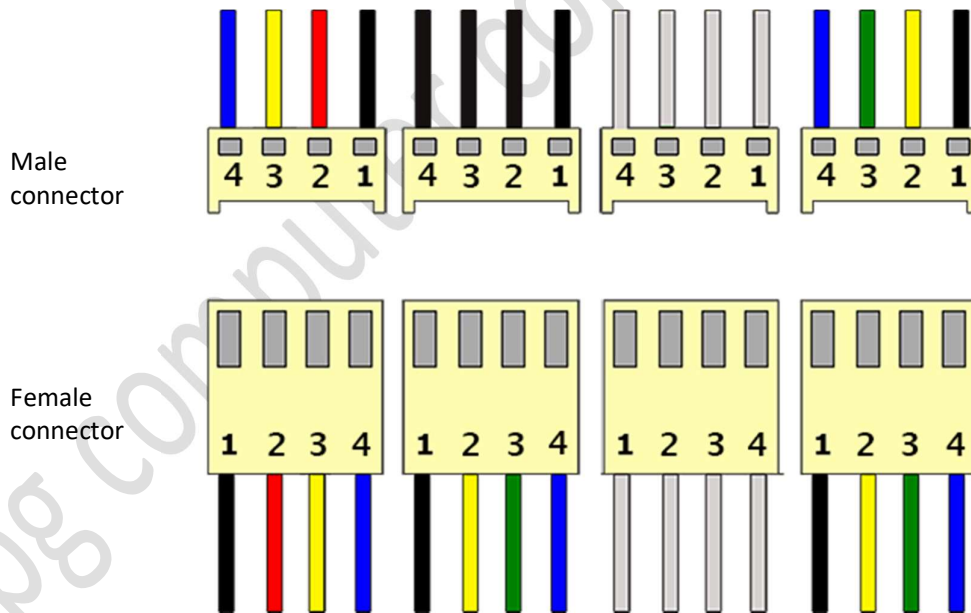
### 4 pin Female connector and crimps



### 4 pin Male connector and crimps



### 4 pin wiring diagram



Pin	Name	Colour	Colour	Colour	Colour
1	Ground	Black	Black	Grey	Black
2	+12v	Red	Black	Grey	Yellow
3	Tach/Signal/Sense	Yellow	Black	Grey	Green
4	Control/PWM	Blue	Black	Grey	Blue

## Disclaimer of Liability

The information contained in this document is accurate and reliable to the best of our knowledge, however, we do not assume any liability whatsoever for the accuracy and completeness of the list.

We cannot be held responsible for any incompatibility or safety issue, damage, injury or loss of any kind related to the use of our products.

It is the responsibility of the buyer to install and use our items in a safe and suitable manner and we cannot be held responsible for any misuse of our products.

Anyone who is not competent to carry out, or unsure about the installation of our products should seek professional assistance.

pg computer components